



SPITZNAS
CUSTOMIZED POWER SOLUTIONS



MAGNETIC CORE DRILLS

TOOLS FOR THE SPECIALIST



PNEUMATIC




HYDRAULIC



ATEX



SYSTEM CONCEPT



Sound absorber and water connection




Air connection for motor and magnet



Control for drilling and for switching the magnet ON/OFF



ATEX-Safety Class



Weldon tool holder



Protection cover




Extension rack



PNEUMATIC

Our ideal tool for drilling up to diameter 52 mm mounted on a flat ferrous surface (e.g. steel, casting, etc.)

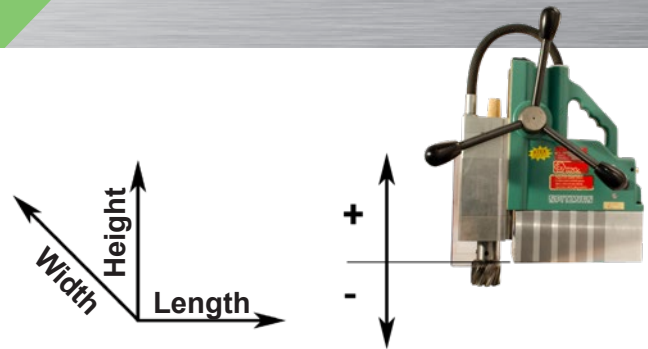


ORDER NO.	ATEX Specification	Speed (free) rpm	Power kW	Tool holder	Air consumption m³/min	Stroke X mm	Magnetic force (at 10 mm material thickness) kg	Noise level LpA dB(A)	Vibration level m/s²	Weight kg
2 1330 0010	I12GExhIIBT6Gb	400	1.0	Weldon 19	1.8	130	850	79.8	<2.5	18.8
2 1330 0030*	I12GExhIIBT6Gb	400	1.0	Weldon 19	1.8	260	850	79.8	<2.5	21.7

Subject to technical change. *with extension rack Performance data at an operating pressure of 6 bar.

DRILLING CAPACITY/DIMENSIONS

In reference to the mounted surface of the magnet and the used drill bit (long or short type) the tool holder movement controls the drilling depth.



ORDER NO.	Drilling capacity max. drill bit diameter mm	Highest position of the drill spindle + mm	Lowest position of the drill spindle - mm	Max. drill length (incl. shaft) mm	Height mm	Length mm	Width mm
2 1330 0010	52	130	0	130	475	375	190
2 1330 0030	52	250	25	150	600	375	190

SCOPE OF SUPPLY

Scope of supply (without drill bit):

Type 2 1330 0010 and
Type 2 1330 0030 (with extension rack)

Magnetic core drill with protection hood

Tool set



Cooling bottle



Retaining chain assembly

Carrying case



TECHNICAL DATA

SYSTEM CONCEPT



Speed control
(infinitely variable)



Ball valve
for water cooling/lubrication




Control
(right and left rotation)



Quick-coupling connection
Flat-Star A250

ATEX-Safety Class

Type 2 1345 0010



Type 2 1345 0020

Tool/Adapter



Tool holder MT3



Feed adjustment



HYDRAULIC

Our powerful hydraulic magnetic core drill for drilling up to diameter 100 mm as well for underwater operation (reversible, with infinitely speed control).



Type 2 1345 0010

Type 2 1345 0020

ORDER NO.	ATEX Specification	Speed* (free)	HYDRAULIC		OPER. PRESSURE 140-180 Bar		ATEX		UNDERWATER OPERATION	
			Power	Tool holder	Oil flow	Magnetic force (at 10 mm material thickness)	Noise level LpA	Vibration level	Weight (without hoses)	
		rpm	kW		l/min	kg		dB(A)	m/s ²	kg
2 1345 0010	II2GExhIIBT5Gb	40-250	2.5	MT3	20-23	850		79.8	<2.5	22.5
2 1345 0020	II2GExhIIBT5Gb	40-250	2.5	MT3	20-23	1,500		79.8	<2.5	27.5

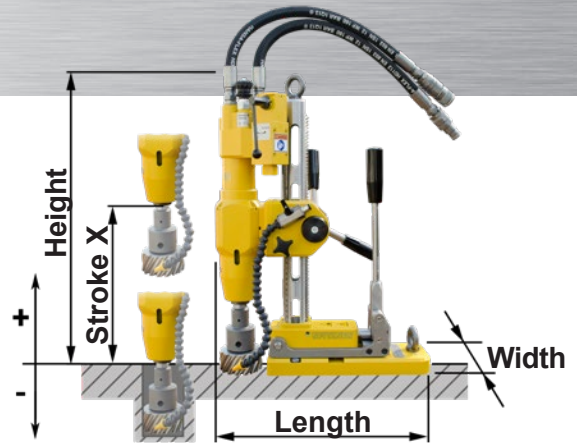
Subject to technical cvhange.

*infinitely adjustable

Performance data at an operation pressure of 140 bar.

DRILLING CAPACITY/DIMENSIONS

In reference to the mounted surface of the magnet and the used drill bit (long or short type) the tool holder movement controls the drilling depth.



ORDER NO.	Drilling capacity diameter max.					Highest position of drill spindle +	Lowest position of the drill spindle -	Stroke X	Height	Length	Width
	Drill bit	Spiral drill	Tap	Reamer	Plummet						
	mm	mm	mm	mm	mm	mm	mm	mm	mm	mm	mm
2 1345 0010	12-100	31.75	M30	31	50	300	0	300	475	375	190
2 1345 0020	12-100	31.75	M30	31	50	300	0	300	600	375	190

SCOPE OF SUPPLY

Scope of supply (without drill bit):

Carrying case



Industrial adapter
- WELDON 19 mm
- WELDON 32 mm



Fixing chain




Assembly tools



Cooling bottle assembly



Drift key



TECHNICAL DATA

SYSTEM ACCESSORIES

CORE BITS HSS-PLUS (SHORT TYPE)

The fully ground core bits made of high-speed steel, with carbide coating, high wear protection, very good chip flow.



ORDER NO.	Dia. mm	A mm	Weldon mm	ORDER NO.	Dia. mm	A mm	Weldon mm	ORDER NO.	Dia. mm	A mm	Weldon mm
9 2528 0010	12	30	19	9 2528 0330	42	30	19	9 2528 0630	72	30	32
9 2528 0020	13	30	19	9 2528 0340	43	30	19	9 2528 0640	73	30	32
9 2528 0030	14	30	19	9 2528 0350	44	30	19	9 2528 0650	74	30	32
9 2528 0040	15	30	19	9 2528 0360	45	30	19	9 2528 0660	75	30	32
9 2528 0050	16	30	19	9 2528 0370	46	30	19	9 2528 0670	76	30	32
9 2528 0060	17	30	19	9 2528 0380	47	30	19	9 2528 0680	77	30	32
9 2528 0080	18	30	19	9 2528 0390	48	30	19	9 2528 0690	78	30	32
9 2528 0090	19	30	19	9 2528 0400	49	30	19	9 2528 0700	79	30	32
9 2528 0110	20	30	19	9 2528 0410	50	30	19	9 2528 0710	80	30	32
9 2528 0120	21	30	19	9 2528 0450	51	30	19	9 2528 0720	81	30	32
9 2528 0130	22	30	19	9 2528 0430	52	30	19	9 2528 0730	82	30	32
9 2528 0140	23	30	19	9 2528 0440	53	30	19	9 2528 0740	83	30	32
9 2528 0150	24	30	19	9 2528 0450	54	30	19	9 2528 0750	84	30	32
9 2528 0160	25	30	19	9 2528 0460	55	30	19	9 2528 0760	85	30	32
9 2528 0170	26	30	19	9 2528 0470	56	30	19	9 2528 0770	86	30	32
9 2528 0180	27	30	19	9 2528 0480	57	30	19	9 2528 0780	87	30	32
9 2528 0190	28	30	19	9 2528 0490	58	30	19	9 2528 0790	88	30	32
9 2528 0200	29	30	19	9 2528 0500	59	30	19	9 2528 0800	89	30	32
9 2528 0210	30	30	19	9 2528 0510	60	30	19	9 2528 0810	90	30	32
9 2528 0220	31	30	19	9 2528 0520	61	30	32	9 2528 0820	91	30	32
9 2528 0230	32	30	19	9 2528 0530	62	30	32	9 2528 0830	92	30	32
9 2528 0240	33	30	19	9 2528 0540	63	30	32	9 2528 0840	93	30	32
9 2528 0250	34	30	19	9 2528 0550	64	30	32	9 2528 0850	94	30	32
9 2528 0260	35	30	19	9 2528 0560	65	30	32	9 2528 0860	95	30	32
9 2528 0270	36	30	19	9 2528 0570	66	30	32	9 2528 0870	96	30	32
9 2528 0280	37	30	19	9 2528 0580	67	30	32	9 2528 0880	97	30	32
9 2528 0290	38	30	19	9 2528 0590	68	30	32	9 2528 0890	98	30	32
9 2528 0300	39	30	19	9 2528 0600	69	30	32	9 2528 0900	99	30	32
9 2528 0310	40	30	19	9 2528 0610	70	30	32	9 2528 0910	100	30	32
9 2528 0320	41	30	19	9 2528 0620	71	30	32				

More core bits on request.

ACCESSORIES FOR CORE BITS (SHORT TYPE)

Ejector pins and drill bit extensions compatible to our core bits short type.

ORDER NO.	Description
9 2517 0420	Ejector pin for WELDON 19 mm (short type)
9 2517 0440	Ejector pin for WELDON 32 mm (short type)
9 2517 0430	Drill bit extension 80 mm for WELDON 19 mm
9 2517 0450	Drill bit extension 80 mm for WELDON 32 mm



CORE BITS HSS-PLUS (LONG TYPE)

The fully ground core bits made of high-speed steel, with carbide coating, high wear protection, very good chip flow.



ORDER NO.	Dia.	A	Weldon	ORDER NO.	Dia.	A	Weldon	ORDER NO.	Dia.	A	Weldon
	mm	mm	mm		mm	mm	mm		mm	mm	mm
9 2529 0420	12	55	19	9 2529 0310	42	55	19	9 2529 0630	72	55	32
9 2529 0430	13	55	19	9 2529 0320	43	55	19	9 2529 0640	73	55	32
9 2529 0010	14	55	19	9 2529 0330	44	55	19	9 2529 0650	74	55	32
9 2529 0020	15	55	19	9 2529 0340	45	55	19	9 2529 0660	75	55	32
9 2529 0030	16	55	19	9 2529 0350	46	55	19	9 2529 0670	76	55	32
9 2529 0040	17	55	19	9 2529 0360	47	55	19	9 2529 0680	77	55	32
9 2529 0060	18	55	19	9 2529 0370	48	55	19	9 2529 0690	78	55	32
9 2529 0070	19	55	19	9 2529 0380	49	55	19	9 2529 0700	79	55	32
9 2529 0090	20	55	19	9 2529 0390	50	55	19	9 2529 0710	80	55	32
9 2529 0100	21	55	19	9 2529 0400	51	55	19	9 2529 0720	81	55	32
9 2529 0110	22	55	19	9 2529 0410	52	55	19	9 2529 0730	82	55	32
9 2529 0120	23	55	19	9 2529 0440	53	55	19	9 2529 0740	83	55	32
9 2529 0130	24	55	19	9 2529 0450	54	55	19	9 2529 0750	84	55	32
9 2529 0140	25	55	19	9 2529 0460	55	55	19	9 2529 0760	85	55	32
9 2529 0150	26	55	19	9 2529 0470	56	55	19	9 2529 0770	86	55	32
9 2529 0160	27	55	19	9 2529 0480	57	55	19	9 2529 0780	87	55	32
9 2529 0170	28	55	19	9 2529 0490	58	55	19	9 2529 0790	88	55	32
9 2529 0180	29	55	19	9 2529 0500	59	55	19	9 2529 0800	89	55	32
9 2529 0190	30	55	19	9 2529 0510	60	55	19	9 2529 0810	90	55	32
9 2529 0200	31	55	19	9 2529 0520	61	55	32	9 2529 0820	91	55	32
9 2529 0210	32	55	19	9 2529 0530	62	55	32	9 2529 0830	92	55	32
9 2529 0220	33	55	19	9 2529 0540	63	55	32	9 2529 0840	93	55	32
9 2529 0230	34	55	19	9 2529 0550	64	55	32	9 2529 0850	94	55	32
9 2529 0240	35	55	19	9 2529 0560	65	55	32	9 2529 0860	95	55	32
9 2529 0250	36	55	19	9 2529 0570	66	55	32	9 2529 0870	96	55	32
9 2529 0260	37	55	19	9 2529 0580	67	55	32	9 2529 0880	97	55	32
9 2529 0270	38	55	19	9 2529 0590	68	55	32	9 2529 0890	98	55	32
9 2529 0280	39	55	19	9 2529 0600	69	55	32	9 2529 0900	99	55	32
9 2529 0290	40	55	19	9 2529 0610	70	55	32	9 2529 0910	100	55	32
9 2529 0300	41	55	19	9 2529 0620	71	55	32				

More core bits on request.

ACCESSORIES FOR CORE BITS (LONG TYPE)

Ejector pins and drill bit extensions compatible to our core bits long type.

ORDER NO.	Description
9 2517 0410	Ejector pin for WELDON 19 mm (long type)
9 2517 0460	Ejector pin for WELDON 32 mm (long type)
9 2517 0430	Drill bit extension 80 mm for WELDON 19 mm
9 2517 0450	Drill bit extension 80 mm for WELDON 32 mm




SYSTEM ACCESSORIES

SYSTEM ACCESSORIES

SPIRAL DRILL BITS HSS


The high-strength spiral drill bits are used for our magnetic core drills type 2 1345 for drilling of steel, aluminium, non-ferrous metal and plastics.



ORDER NO.	Dia.	A	Tool shank	ORDER NO.	Dia.	A	Tool shank	ORDER NO.	Dia.	A	Tool shank
	mm	mm	mm		mm	mm	mm		mm	mm	mm
9 2517 0510	10	87	MT1	9 2517 0590	18	130	MT2	9 2517 0670	26	165	MT3
9 2517 0520	11	94	MT1	9 2517 0600	19	135	MT2	9 2517 0680	27	170	MT3
9 2517 0530	12	101	MT1	9 2517 0610	20	140	MT2	9 2517 0690	28	170	MT3
9 2517 0540	13	101	MT1	9 2517 0620	21	145	MT2	9 2517 0700	29	175	MT3
9 2517 0550	14	108	MT1	9 2517 0630	22	150	MT2	9 2517 0710	30	175	MT3
9 2517 0560	15	114	MT2	9 2517 0640	23	155	MT2	9 2517 0720	31	180	MT3
9 2517 0570	16	120	MT2	9 2517 0650	24	160	MT3	9 2517 0730	31.75	185	MT3
9 2517 0580	17	125	MT2	9 2517 0660	25	160	MT3	More spiral drill bits on request.			

REAMERS

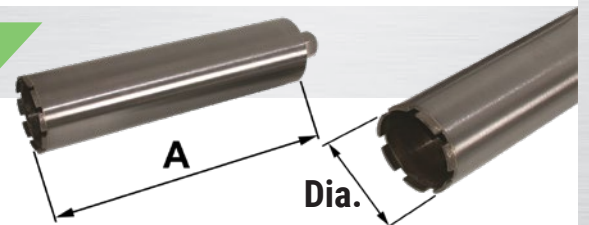
The reamers are used for our magnetic core drills type 2 1345 for steel.



ORDER NO.	Dia.	A	Tool shank	ORDER NO.	Dia.	A	Tool shank	ORDER NO.	Dia.	A	Tool shank
	mm	mm	mm		mm	mm	mm		mm	mm	mm
9 2517 0740	10	38	MT1	9 2517 0820	18	56	MT2	9 2517 0900	26	70	MT3
9 2517 0750	11	41	MT1	9 2517 0830	19	58	MT2	9 2517 0910	27	71	MT3
9 2517 0760	12	44	MT1	9 2517 0840	20	60	MT2	9 2517 0920	28	71	MT3
9 2517 0770	13	44	MT1	9 2517 0850	21	62	MT2	9 2517 0930	29	73	MT3
9 2517 0780	14	47	MT1	9 2517 0860	22	64	MT2	9 2517 0940	30	73	MT3
9 2517 0790	15	50	MT2	9 2517 0870	23	66	MT2	9 2517 0950	31	75	MT3
9 2517 0800	16	52	MT2	9 2517 0880	24	68	MT3	More reamers on request.			
9 2517 0810	17	54	MT2	9 2517 0890	25	68	MT3				

DRILL BITS (DIAMOND COATED FOR WET DRILLING)

The high quality drill bits are used for our magnetic core drills type 2 1345 for fast drilling with water cooling for reinforced concrete as well as masonry by using the industrial adapter type 9 2902 0400.



ORDER NO.	Dia.	A	Tool shank	ORDER NO.	Dia.	A	Tool shank	ORDER NO.	Dia.	A	Tool shank
	mm	mm	mm		mm	mm	mm		mm	mm	mm
9 2527 0510	20	100	1/2" male	9 2527 0580	82	100	1/2" male	9 2527 0650	50	150	1/2" male
9 2527 0520	25	100	1/2" male	9 2527 0590	92	100	1/2" male	9 2527 0660	60	150	1/2" male
9 2527 0530	30	100	1/2" male	9 2527 0600	102	100	1/2" male	9 2527 0670	72	150	1/2" male
9 2527 0540	40	100	1/2" male	9 2527 0610	20	150	1/2" male	9 2527 0680	82	150	1/2" male
9 2527 0550	50	100	1/2" male	9 2527 0620	25	150	1/2" male	9 2527 0690	92	150	1/2" male
9 2527 0560	60	100	1/2" male	9 2527 0630	30	150	1/2" male	9 2527 0700	102	150	1/2" male
9 2527 0570	72	100	1/2" male	9 2527 0640	40	150	1/2" male	More drill bits on request.			

ADAPTERS

Different type of adapters for different use of drill bits/adapters are available.

ORDER NO.	Description	For type
9 2902 0300	Industrial adapter, MT3/WELDON 19 mm	2 1345
9 2902 0310	Industrial adapter, MT3/WELDON 32 mm	2 1345
9 2902 0230	Adapter WELDON 19 mm/Drill chuck	2 1330, 2 1345
9 2902 0200	Quick-release drill chuck for dia. 1.5 up to 13 mm (for cylindrical drill bits)	2 1330, 2 1345
9 2911 0050	Drill chuck (geared) for dia. 3.0 up to 16 mm (for cylindrical drill bits)	2 1330, 2 1345
9 2902 0400	Industrial adapter MT3/R 1/2"female with internal water cooling	2 1345
9 2902 0320	Industrial adapter MT3/MT1	2 1345
9 2902 0330	Industrial adapter MT3/MT2	2 1345
9 2902 0340	Industrial adapter MT2/MT1	2 1345



DRIFT KEYS

The drift keys are used for disassembling the drill bits as well as the the industrial adapters.

ORDER NO.	Description	For type
9 2914 0050	Drift key MT1	2 1345
9 2914 0060	Drift key MT2	2 1345
9 2914 0020	Drift key MT3	2 1345



ASSEMBLY TOOLS

The screw drivers hexagonal are used for assembling the drill bits with WELDON-shaft.

ORDER NO.	Description	For type
9 1314 0030	Screw driver hexagonal according to DIN 911-SW 5	2 1345
9 1314 0040	Screw driver hexagonal according to DIN 911-SW 4	2 1330
9 1314 0050	Screw driver hexagonal according to DIN 911-SW 6	2 1345
9 1314 0080	Screw driver hexagonal according to DIN 911-SW 2.5	2 1330



SYSTEM ACCESSORIES

SYSTEM CONCEPT

CLAMP FOR PIPES

The clamp permits right angle drilling of steel, cast iron, cement and plastic pipes. Using the extension chains makes clamping on larger pipes possible.



ORDER NO.	Pos.	Description	For type
2 1330 8500	1	Clamp for pipes up to dia. 150-500 mm	2 1330, 2 1345

FIXING CHAIN


The fixing chain protects the magnetic core drill against falling down, especially by horizontal or over head work.



ORDER NO.	Description	For type
9 4902 0120	Retaining chain assembly	2 1330, 2 1345

MAGNETIC DRILL CHIP COLLECTOR

The magnetic drill chip collector is used for safely removing chips out of the operation area.



ORDER NO.	Description	For type
9 2917 0400	Magnetic drill chip collector	2 1330, 2 1345

COOLING BOTTLE

The cooling bottle is used for supplying the drill bit with cooling liquid. The effect of cooling and greasing the cutting edge of the drill bit will not only be reducing the wear, increasing the lifetime of the drill bit, also the chip transport out of the drilling area will be positively influenced.



ORDER NO.	Description	For type
2 1345 9300	Cooling bottle assembly	2 1330, 2 1345

HYDRAULIC HOSE SET

The hydraulic hose set with quick-coupling is used to connect the magnetic core drill to the hydraulic circuit.



ORDER NO.	Description	For type
1 5080 9020	Hydraulic hose set (with quick-coupling Flat-Star A250)	2 1345

CARRYING CASE

The carrying case is used for storage and transport of the magnetic core drill.




ORDER NO.	Description	For type
9 9910 0060	Carrying case	2 1330
9 9910 0080	Carrying case	2 1345

SYSTEM ACCESSORIES

SYSTEM ACCESSORIES

SERVICE UNITS (PNEUMATIC)

Our pneumatic service units guarantees operating safety, as well protects the machine against high wear and prevents damages.



ORDER NO.	Pos.	Description	For type
9 2406 0260	1	Service unit, portable, pressure regulator 3/4"	2 1330
9 2406 0650	2	Service unit, portable, protection housing, pressure regulator 3/4"	2 1330

SAFETY BLOCKS (HYDRAULIC)

Our hydraulic safety blocks reduces the output pressure of the hydraulic service unit of max. 350 bar (140 bar) to the needed operating pressure of the machine.



ORDER NO.	Description	For type
2 2406 9800	Safety block (inlet pressure up to 140 bar, max. 25 l/min)	2 1345
2 2406 9900	Safety block (inlet pressure up to 350 bar, max. 50 l/min)	2 1345

MULTI OIL

Our multi oil is used for cleaning of the machine after use and protects the machine during longer storage.



ORDER NO.	Description	For type
9 9902 0120	Multi oil	2 1330, 2 1345

More accessories on request.

DRILLS RANGE

PISTOL DRILLS



PISTOL HAMMER DRILLS



CORNER DRILLS



HAMMER DRILLS



CORE DRILL UNITS



MAGNETIC CORE DRILLS



0222E